


ARTIFICIAL SPACES



TRADE & PUBLIC CATALOGUE



ARTIFICIAL GRASS



COMPOSITE DECKING



BALUSTRADES



COMPOSITE FENCING



CLADDING

artificialsaces.co.uk



ABOUT ARTIFICIAL SPACES

Artificial Spaces offer you a one-stop shop for high-quality, low-maintenance and long-life landscaping products.

We have a dedicated showroom in Timperley, Cheshire showcasing our unique range including Artificial Grass, Composite Decking, Composite Fencing and Cladding.

As a family run company, we believe in exceptional customer service and work as a team across every step of fulfilling your order.

We believe in finding solutions to our customers' needs and will always work tirelessly to make sure our customers receive a service level that we would expect ourselves.

If you are currently a customer, we hope that this new collection of products and handy brochure help you further develop your business. If you haven't bought from us yet, we look forward to working with you and welcoming you as a new client!



ARTIFICIAL SPACES

Artificial Grass | Composite Decking | Fencing & Cladding



WHY CHOOSE US?

PERSONAL ACCOUNT MANAGER
WITH DIRECT MOBILE 

1-5 DAY DELIVERY SERVICE IN OUR
OWN TRACKABLE FLEET OF VANS 

 COLLECTION AND DELIVERY

BEST VALUE AT EVERY PRICE POINT WITH
A FOCUS ON QUALITY AT EVERY LEVEL 

 5m ROLLS AVAILABLE!
5m BOARDS AVAILABLE!

COMPOSITE DECKING - SINGLES,
PALLETS OR CONTAINER QUANTITIES 

 ARTIFICIAL GRASS - CUT LENGTH,
FULL ROLL OR CONTAINER QUANTITIES

FREE **LARGE** SAMPLE BOXES 

 ONE-STOP SHOP - MIX YOUR ORDERS

LARGEST SIZED SAMPLES IN THE UK 

 OPEN SATURDAYS

DISPLAY AREA SUPPORT 

 POS STANDS AVAILABLE

LANDSCAPE RANGE

With over 10 years previous experience in residential and commercial installation, we pride ourselves on the creation of an extensive landscape artificial grass range that is both attractive to the end consumer and trader.

Low ⇄ High Budget | 20mm - 50mm Pile Heights | Low ⇄ High Resilience
Soft ⇄ Structured Feel | 2m, 4m & 5m Widths | Various Multi-Green Tones | Easy Lay - Easy Join



CONTRACT 30

Available Widths 2m | 4m | 5m

- ✓ Budget Conscious
- ✓ Multi-Green Tones & Thatch
- ✓ Flat Blade | ✓ Low-Maintenance



CONTRACT 40

Available Widths 2m | 4m | 5m

- ✓ Budget Conscious
- ✓ Multi-Green Tones & Thatch
- ✓ Flat Blade | ✓ Low-Maintenance



CONTRACT 45

Available Widths 2m | 4m | 5m

- ✓ Budget Conscious
- ✓ Multi-Green Tones & Thatch
- ✓ Flat Blade | ✓ Medium-Maintenance



TRADE 20

Available Widths 2m | 4m

- ✓ Low Pile Height | ✓ Budget Conscious
- ✓ Low-Maintenance
- ✓ Moderate Resilience



TRADE 40

Available Widths 2m | 4m | 5m

- ✓ Most popular 40mm
- ✓ Mid Green Multi-Toned with Thatch
- ✓ Soft Touch | ✓ Low-Maintenance



SAVANNA 30

Available Widths 2m | 4m | 5m

- ✓ Most Popular 30mm
- ✓ Olive Multi-Green Tones with Thatch
- ✓ Great Price v Quality



MEDITERRANEAN 30

Available Widths 2m | 4m | 5m

- ✓ Great Price v Quality
- ✓ Field Green Multi-Toned with Thatch
- ✓ Low/Med Resilience



ELITE LIGHT

Available Widths 2m | 4m | 5m

- ✓ Soft Touch | ✓ Contemporary
- ✓ Bright Multi-Toned with Thatch
- ✓ Perfect for Shaded Garden



ELITE DARK

Available Widths 2m | 4m | 5m

- ✓ Soft Touch | ✓ Established,
- ✓ Olive, Multi-Toned with Thatch
- ✓ Create a Mature Looking Lawn



LUSH 35

Available Widths 2m | 4m | 5m

- ✓ Medium Density
- ✓ Most Popular Pile Height
- ✓ Olive Green Multi-Toned with Thatch
- ✓ Low/Med Resilience



LUSH 45

Available Widths 2m | 4m | 5m

- ✓ Medium Density
- ✓ Most Popular Pile Height
- ✓ Olive Green Multi-Toned with Thatch
- ✓ Low/Med Resilience



CHIC 40

Available Widths 2m | 4m

- ✓ High Quality Yarn
- ✓ Soft to Touch
- ✓ Elegant Multi-Green Tones and Thatch
- ✓ Med Resilience



PREMIUM 30

Available Widths 2m | 4m | 5m

- ✓ Med/High Density
- ✓ Field Multi-Toned Green
- ✓ Soft Yet Resilient



PREMIUM 34

Available Widths 2m | 4m

- ✓ Med/High Density
- ✓ Field Multi-Toned Green
- ✓ Soft Yet Resilient



PREMIUM 40

Available Widths 2m | 4m | 5m

- ✓ Med/High Density
- ✓ Field Multi-Toned Green
- ✓ Soft Yet Resilient



MULTI-DIRECTIONAL 45

Available Widths 2m | 4m

- ✓ Most Natural Looking
- ✓ Multi-Directional Orientation
- ✓ Med/High Resilience
- ✓ Multi Green Tones and Thatch



STRIPED 30/40

Available Widths 2m | 4m

- ✓ Ideal for the Creation of a Timeless Striped Lawn



PRIMA 35

Available Widths 2m | 4m | 5m

- ✓ Dense, soft yet highly resilient
- ✓ Low-Maintenance
- ✓ Field/Lime Multi-Green Tone with Thatch
- ✓ Perfect for Shaded Gardens



BELLISSIMO 45

Available Widths 2m | 4m

- ✓ Dense, Soft yet Resilient
- ✓ Moderate Maintenance
- ✓ Olive Multi-Green Tones with Thatch



ULTIMATE 40

Available Widths 2m | 4m | 5m

- ✓ The Ultimate 40mm
- ✓ Extremely Dense | ✓ High Resilience
- ✓ Envy of the Neighbours!



ULTIMATE 50

Available Widths 2m | 4m

- ✓ The Ultimate Grass
- ✓ Extremely Dense | ✓ High Resilience
- ✓ Soft, Thick and Heaven Under Foot



BRITGRASS

To mark the new season, and a new dawn for the UK, Surfaces Group are proud to announce their new British-made artificial grass brand - BritGrass. Manufactured in the UK, the BritGrass Brand prides itself on producing high-quality artificial grass, designed to support the UK economy!

Why choose BritGrass?

- 🇬🇧 **Manufactured in the UK and designed to support the local economy**
- 🇬🇧 **UK supply chain-limits risks compared to European or Chinese sourced materials**
- 🇬🇧 **Lower Carbon Footprint with significantly reduced transport impact**
- 🇬🇧 **Price Stability - reduced currency and shipping price dependencies**



The Heritage Range

- ✓ The perfect balance of softness & strength
 - ✓ Gorgeous multi tonal yarns
- ✓ Matte finish significantly reduces shine to be appreciated from all angles



HERITAGE 30

Available Widths 2m | 4m



HERITAGE 40

Available Widths 2m | 4m



HERITAGE 50

Available Widths 2m | 4m

britgrass.co.uk



POLYURETHANE BACKED (PU)

No modern artificial grass range would be complete without PU backed range. Unlike traditional Latex backed landscaping grasses, PU backed grasses are considered to have many benefits when considering an installation for an active family with pets.

- ✓ Reduced degradation when exposed to dog urine
- ✓ Reduced risk of odour retention when installed with a routine cleaning process
- ✓ Greater stitch coating, resulting in a great tuft lock and product resilience
- ✓ Great pliability, allowing easier installations in colder months and over uneven ground



PU 30

Available Widths
2m | 4m | 5m

- ✓ Structure Blades
- ✓ Ultra Resilience Yet Soft
- ✓ Dense & Lush | ✓ Low-Maintenance
- ✓ Pine Green Multi-Tones with Thatch



PU 40

Available Widths
2m | 4m | 5m

- ✓ Structure Blades
- ✓ Ultra Resilience Yet Soft
- ✓ Dense & Lush | ✓ Low-Maintenance
- ✓ Pine Green Multi-Tones with Thatch



ALLURE PU 40

Available Widths
2m | 4m

- ✓ Natural Looking | ✓ Softer to Touch
- ✓ Field Multi-Green Tones with Thatch
- ✓ Moderate Resilience
- ✓ Low-Maintenance



PLAY RANGE

Utilising more structured blades, our Play range has been created to withstand the increased demands of an active family garden whilst offering a more pristine, year-round, looking lawn with extremely low-maintenance.

The perfect choice for commercial installations with a strong focus on meeting the requirements of any school or nursery play area.



PLAY SAFE 25

Available Widths 2m | 4m

- ✓ Special Child Friendly Yarns
- ✓ Soft Yet Resilient
- ✓ Perfect for EYFS Play Areas



PLAY 30

Available Widths 2m | 4m | 5m

- ✓ Low Maintenance
- ✓ Budget Conscious
- ✓ Structured, Strong & Resilient Blades
- ✓ Perfect for Heavy Traffic Area



ENDURANCE 30

Available Widths 2m | 4m

- ✓ Most Dense yet Structured
- ✓ Lime/Field Green Multi-Toned with Thatch |
- ✓ Ideal for Shaded & Heavy Traffic Play Areas



PLAY 30+

Available Widths 2m | 4m | 5m

- ✓ Low Maintenance
- ✓ Highly Resilient
- ✓ Pine Multi-Green Tones with Thatch
- ✓ Pristine Look Year-Round



PLAY 40

Available Widths 2m | 4m | 5m

- ✓ Low Maintenance
- ✓ Budget Conscious
- ✓ Structured, Strong & Resilient
- ✓ Pristine Looking Year-Round



PLAY EXTREME (4G)

Available Widths 2m | 4m

- ✓ Highest Strength Blade
- ✓ Perfect for MUGA High Traffic Play Areas
- ✓ Ultra Resilient



SPORTS RANGE

Our sports range offers a variety of different surfaces. Each surface has many unique components, creating compatibility among a vast range of sporting activities.

For more information on our specialist grasses or to discuss which surface may be best suited to your functional requirements, please call your account manager or our office on **0161 706 0500**.



2G MUGA

Available Widths 4m



3G PROFESSIONAL

Available Widths 4m
40mm/50mm/60mm



4G NON-INFILL

Available Widths 2m | 4m



PUTTING GREEN

Available Widths 4m



HOCKEY

Available Widths 4m



TENNIS

Available Widths 4m




SHOCK PAD

Whether you are installing for educational purposes, need a guaranteed critical fall height, a sports pad to construct a pitch or are just looking for a comfy pad for a residential installation – we will stock a shock pad to suit.


Each pad has its own uses and merits, if you are unsure of what you may need, your account manager will be more than happy to discuss your requirements.




10MM SHOCK PAD
Landscape cushion pad



12MM SHOCK PAD
Landscape cushion pad



10MM SPORTS PAD
Specialist sports shock pad



20MM SPORTS PAD
Specialist sports shock pad



SPECIALIST CFH PAD
Specialist critical fall height pad available from 25mm upwards

ACCESSORIES

Everything you need to install artificial grass.

If there's an item not listed here that you require, feel free to give the office a call on **0161 706 0500**, we will more than likely be able to supply it for you.



GRASS FIX

Extra strong hold adhesive artificial grass glue



JOINING TAPE

Geo Textile laminated joining tape (100m) - works great with Grass Fix glue



WEED MEMBRANE

Geo Textile non woven weed membrane (450m2)



GRASS FIX PACK

12 no. Extra strong hold artificial grass adhesive glue tubes



GALVANISED NAILS

6-inch galvanised nails, used to pin artificial grass directly into the groundworks (approx 300 per box)



10KG WET-FIX

Multi Purpose two component adhesive system for large joins



COMPOSITE BATTEN

3m x 40mm x 40mm rot-proof edging - great timber alternative



BENDY BATTEN

3m x 25mm x 50mm composite bendable edging - ideal for curved garden edges



COMPOSITE STAKE

250mm x 40mm x 40mm rot-proof stake - great timber alternative

COLOURED RANGE

The grass isn't always greener on the other side, sometimes it's pink!

Our coloured range offers a variety of different colours, appealing to schools, nurseries, and those looking to brighten up an area.



WHITE

Available Widths 2m | 4m
A 25mm, super soft, low maintenance coloured grass



LIGHT GREY

Available Widths 2m | 4m
A 25mm, super soft, low maintenance coloured grass



MID GREY

Available Widths 2m | 4m
A 25mm, super soft, low maintenance coloured grass



DARK GREY

Available Widths 2m | 4m
A 25mm, super soft, low maintenance coloured grass



YELLOW

Available Widths 2m | 4m
A 25mm, super soft, low maintenance coloured grass



RED

Available Widths 2m | 4m
A 25mm, super soft, low maintenance coloured grass




BLUE

Available Widths 2m | 4m
A 25mm, super soft, low maintenance coloured grass



PINK

Available Widths 2m | 4m
A 25mm, super soft, low maintenance coloured grass



BLACK

Available Widths 2m | 4m
A 25mm, super soft, low maintenance coloured grass



3.6M COMPOSITE DECKING

Manufactured by combining coloured plastic resin and recycled natural timber fibres, WPC composite decking offers a highly durable yet aesthetically pleasing alternative to natural timber decking.

It offers the versatility of installation with either a grooved or natural deep embossed wood grain effect.



ASH GREY - 3.6M

Ash grey is bright, contemporary and offers a modern look
W 147mm | L 3600mm | D 25mm



CHARCOAL - 3.6M

A stunning dark contrasting colour and very in vogue at the moment
W 147mm | L 3600mm | D 25mm




SLATE - 3.6M

A lovely modern grey colour with a very subtle hint of blue to complement any garden project
W 147mm | L 3600mm | D 25mm



OAK - 3.6M

A nice match for wood with all the benefits of composite decking construction
W 147mm | L 3600mm | D 25mm



PEBBLE - 3.6M

Our most popular board with its unique contrasting multi tones of grey
W 150mm | L 3600mm | D 25mm



WALNUT - 3.6M

A red/brown colour offering a unique wood-like effect for your deck
W 150mm | L 3600mm | D 25mm



GRAPHITE - 3.6M

One of our newer shades of grey giving a nice clean grey effect for a lovely modern look
W 150mm | L 3600mm | D 25mm



TEAK - 3.6M

A brighter traditional wood colour
W 147mm | L 3600mm | D 25mm



ANTHRACITE - 3.6M

A dark grey colour that will suit any garden or modern window/door frame
W 147mm | L 3600mm | D 25mm



MAPLE - 3.6M

A beautiful lighter, more natural wood colour with hints of maple and pine
W 147mm | L 3600mm | D 25mm



5M COMPOSITE DECKING

If you have a space over the standard 3.6m length, or if you just want to create a more seamless deck, 5 metre length boards can provide a real benefit.

All colours are also available as a bullnose board.



SLATE - 5M

A lovely modern grey colour with a very subtle hint of blue to complement any garden project
W 147mm | **L** 5000mm | **D** 25mm



ANTHRACITE - 5M

A dark grey colour that will suit any garden or modern window/door frame
W 147mm | **L** 5000mm | **D** 25mm



PEBBLE - 5M

Our most popular board with its unique contrasting multi tones of grey
W 150mm | **L** 5000mm | **D** 25mm



CHARCOAL - 5M

A stunning dark contrasting colour and very in vogue at the moment
W 147mm | **L** 5000mm | **D** 25mm



All colours are available to match our standard composite boards in a 3.6m and 5m length.

Bullnose boards offer a beautiful finish to the surround of a deck and stepped edges. They have a smooth, rounded edge, which creates a natural flow to the perimeter of the area and is a more luxurious option to the standard trim.

Width - 140mm | Length - 3600mm/5000mm | Depth - 25mm

BULLNOSE BOARDS



ASH GREY



SLATE



PEBBLE



GRAPHITE



ANTHRACITE



CHARCOAL



OAK



WALNUT



TEAK



MAPLE

TRIMS

Trims offer a great finish to the perimeter of the deck and come in every colour to match our composite boards. A common approach to build a really smart looking deck is to use a different colour trim to the board to create a contrasting frame, really highlighting the surround.

Width - 50mm | Length - 3600mm | Depth - 50mm



ASH GREY



SLATE



PEBBLE



GRAPHITE



ANTHRACITE



CHARCOAL



OAK



WALNUT



TEAK



MAPLE



VERSALUX



VERSALUX

Premium Quality | Two Sided | Reversible | Rubber-Coated | Deep Wood Grain | Extra Wide
W - 160mm | L - 3600mm | D - 25mm



ANTHRACITE | ASH

A popular choice, this board offers a lighter and darker grey option. Using both sides, they work fantastically together as a contrasting edge surround



CHARCOAL | TRUFFLE

Charcoal and Truffle may offer a completely different look from one another, however we have found they both look equally as stunning in similar areas. This is ideal for those who want to change sides after a period of time



VERSALUX FIXINGS PACK

VersaLux specific T-Fixings, Screws and Starter Clips pack
(200 T-Fixings & Screws, 5 Starter Clips)



ACCESSORIES

Everything you need to install a high quality and reliable decked area.

If there's an item not listed here that you require, give the office a call on **0161 706 0500**, we will more than likely be able to supply it for you.



100 T-FIXINGS PACK

100 black T-Fixings & Screws - leaves a 5mm gap to allow for perfectly spaced and secured boards - **bit included**



10 STARTER CLIPS PACK

Metal Starter Clips with 50mm small head Screws (Pack of 10)



VERSALUX FIXINGS PACK

VersaLux specific T-Fixings, Screws and Starter Clips pack 200 T-Fixings & Screws, 5 Starter Clips



END CAP

Create a solid looking board with a colour matching end cap



PEDESTAL RISERS

Offer the best structural support and drainage with our adjustable risers - work perfectly with our composite joists and bearers!



COMPOSITE JOISTS & BEARERS

Provide weatherproof, low-maintenance, hardwearing support for your decking by creating a sub-frame with our Composite bearers & joists.

Our joists & bearers aren't hollow, offering much greater structural stability in the long term. Our unique recycled sub-structure can be screwed into directly, without the need for pilot holes, and behaves just like wood without the risk of splitting.

All of our joists and bearers are made from [100% recycled plastic](#).



3M x 50MM x 100MM

Used to create your decking subframe



3M x 50M x 50MM

Bearer - used for your substructure foundation



3M x 50MM x 150MM

Used to create your decking subframe



3M x 40M x 40MM

Bearer - used for your substructure foundation



3M x 100MM x 100MM

Support Post - Used as an upright support to build a raised deck



3M x 50MM x 25MM

Often used as noggins between joists

Colours can vary, please contact your account manager for specific colour requirements.




COMPOSITE BALUSTRADES

Composite Balustrades are the ultimate finishing touch to any deck or walkway, enhancing appearance and offering a safety conscious, splinter-free, perimeter fence.

Available in 4 colours - Black, Silver, Grey and Brown - our composite balustrades are created using our composite balustrade kits (spindles, top & bottom rails, connectors and top & bottom brackets), 2.4m newel posts, post caps and newel post steel plates - sold separately to ensure a cost efficient purchase for any design.

Have a project that needs a balustrade design? Speak to your account manager or call our office on **0161 706 0500**.

BALUSTRADE KIT



Top Rail



Top Bracket



Spindles



Plastic Caps



Base Brackets



Base Rail

SOLD SEPARATELY



Post Caps



Steel Post



Composite Post



COMPOSITE FENCING

Have you considered installing composite fencing? Composite Fencing solves issues that have plagued the industry for years:
Rotting Boards | Discolouration | Strength | Longevity

Our fence boards can either be used with existing concrete posts or stand alone with aluminium posts. Have a project that needs Composite Fence Boards? Speak to your account manager or call our main line on **0161 706 0500**.



PEBBLE

1830x150x20mm

A reversible grey fence board with a traditional wood grain on one side and a smooth contemporary finish on the other allowing you to choose a look to suit any garden



CHARCOAL

1830x150x20mm

A popular colour for any garden



OAK

1830x150x20mm

A natural looking dark oak colour



COMPOSITE INSERTS

40x50x1830mm

Composite inserts makes light work of replacing old fashioned wooden fence panels for new composite boards. Either leave concrete posts as they are or paint them for a full 'new fence' effect.



COMPOSITE CLADDING

Transform an aging building or create a new structure with our contemporary wall board cladding. A simple interlocking system means installation is straightforward. Additionally, the system is a much cheaper alternative than block and render, brick or metal cladding.

Great for giving ugly buildings a modern makeover, constructing striking garden buildings or extensions. Have a cladding question or need advice? Speak to your account manager or call our main line on **0161 706 0500**.



SLATE - 3.6M



CEDAR - 3.6M



CHARCOAL - 3.6M



Use our 3.6m cladding trims to cover corners where cladding meets cladding or where you surround apertures with your installation.



GET IN TOUCH

Order yourself a free sample box containing samples of our latest products.

Want to pick and choose which samples we send you?

- 30mm
- 35mm
- 40mm
- PU
- 5m



Visit the site below or scan the QR code and you can do exactly that



www.artificialspaces.co.uk/samples

Visit the site above or scan the QR code to pick which decking samples we send you



- 3.6m
- VersaLux
- 5m
- Fencing
- Cladding



www.artificialspaces.co.uk
121 Thorley Lane, Timperley
Cheshire. WA15 7AL

0161 706 0500
info@artificialspaces.co.uk